



## Modular Cooking Range Line thermaline 80 - 2-Burner Gas Top, 1 Side

ITEM # \_\_\_\_\_  
MODEL # \_\_\_\_\_  
NAME # \_\_\_\_\_  
SIS # \_\_\_\_\_  
AIA # \_\_\_\_\_



588036 (MAGCAADOPO)

2-Burner gas Top, one-side  
operated

### Short Form Specification

#### Item No.

Unit constructed according to DIN 18860\_2 with 20 mm drop nose top. Internal frame for heavy duty sturdiness in stainless steel. 2 mm top in 1.4301 (AISI 304). Flat surface construction, easily cleanable. THERMODUL connection system enables seamless worktop when units are connected and avoids soil penetrating. 2 gas burners with optimized combustion, flame failure device, thermocouple safety hand valve and protected pilot flame. Triple ring "flower" flame burners with anti-clogging design. Manual gas valves allow precise flame intensity control. Large pan support in cast iron with long center fins for various pan sizes. Deep flat spillage tray with rounded corners and drain hole. Metal knobs with embedded hygienic silicon "soft" grip enable easier handling and cleaning.

IPX4 water resistant certification.

Configuration: One-side operated top. The base needs to be supplied by the factory. Please include appropriate base.

### Main Features

- Flame failure device on each burner protects against gas leakage when accidental extinguishing of the flame occurs.
- Large sized pan support in cast iron with long center fins to allow the use of the largest down to the smallest pans.
- Manual gas valves allow precise control of the flame intensity between high and low positions.
- Pans can easily be moved from one area to another without lifting.
- All major components may be easily accessed from the front.
- THERMODUL connection system creates a seamless work top when units are connected to each other thus avoiding soil penetrating vital components and facilitating the removal of units in case of replacement or service.
- Metal knobs with embedded hygienic "soft-touch" grip for easier handling and cleaning. The special design of the controls prevents infiltration of liquids or soil into vital components.
- Burners with optimized combustion. Triple ring flower flame burners with anti-clogging design.
- Patented Flower Flame burners that adjust to the size and form of the cookware (Patent EP2708813B1 and related family).

### Construction

- Each burner equipped with thermocouple safety hand valve and protected pilot flame.
- 2 mm top in 1.4301 (AISI 304).
- Flat surface construction with minimal hidden areas to easily clean all surfaces
- Internal frame for heavy duty sturdiness in 1.4301 (AISI 304).
- IPX4 water protection.
- Unit constructed according to DIN 18860\_2 with 20 mm drop nose top.
- Unit constructed according to DIN 18860\_2 with 20 mm drop nose top and 70 mm recessed plinth.

### Optional Accessories

- Connecting rail kit, 800mm PNC 912500 ☐
- Portioning shelf, 400mm width PNC 912522 ☐
- Portioning shelf, 400mm width PNC 912552 ☐
- Folding shelf, 300x800mm PNC 912577 ☐
- Folding shelf, 400x800mm PNC 912578 ☐
- Fixed side shelf, 200x800mm PNC 912583 ☐
- Fixed side shelf, 300x800mm PNC 912584 ☐
- Fixed side shelf, 400x800mm PNC 912585 ☐
- Connecting rail kit: modular 80 (on the left) to ProThermetic tilting (on the right), ProThermetic stationary (on the left) to ProThermetic (on the right) PNC 912971 ☐

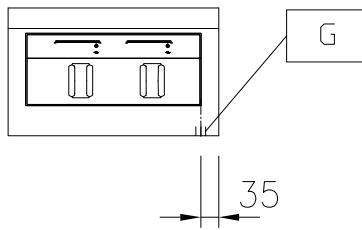
APPROVAL: \_\_\_\_\_



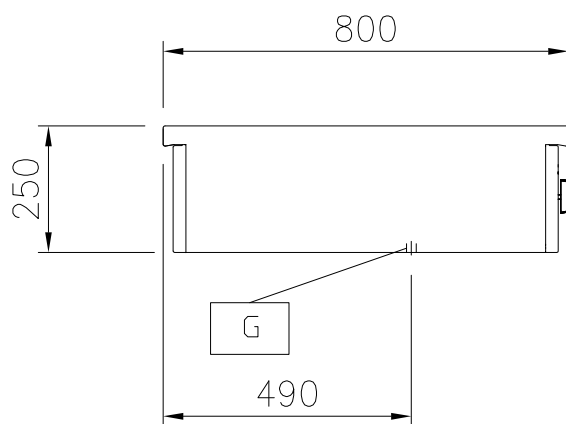
Experience the Excellence  
[www.electroluxprofessional.com](http://www.electroluxprofessional.com)

- |  |            |                          |
|--|------------|--------------------------|
| • Connecting rail kit: modular 80 (on the right) to ProThermetic tilting (on the left), ProThermetic stationary (on the right) to ProThermetic (on the left) | PNC 912972 | <input type="checkbox"/> |
| • Endrail kit, flush-fitting, left   | PNC 913109 | <input type="checkbox"/> |
| • Endrail kit, flush-fitting, right  | PNC 913110 | <input type="checkbox"/> |
| • Endrail kit (12.5mm) for thermaline 80 units, left   | PNC 913200 | <input type="checkbox"/> |
| • Endrail kit (12.5mm) for thermaline 80 units, right  | PNC 913201 | <input type="checkbox"/> |
| • T-connection rail for back-to-back installations without backsplash (to be ordered as S-code)  | PNC 913227 | <input type="checkbox"/> |
| • Insert profile D=800mm   | PNC 913230 | <input type="checkbox"/> |
| • Endrail kit, (12.5mm), for back-to-back installation, left   | PNC 913249 | <input type="checkbox"/> |
| • Endrail kit, (12.5mm), for back-to-back installation, right  | PNC 913250 | <input type="checkbox"/> |
| • Endrail kit, flush-fitting, for back-to-back installation, left  | PNC 913253 | <input type="checkbox"/> |
| • Endrail kit, flush-fitting, for back-to-back installation, right   | PNC 913254 | <input type="checkbox"/> |
| • Kit LPG nozzles for 2 burner (7 kW) gas 30/31  | PNC 913285 | <input type="checkbox"/> |
| • Solid top plate for 7kW and 10kW open burner   | PNC 913674 | <input type="checkbox"/> |
| • Gas mainswitch for modular H800 gas units (factory fitted)   | PNC 913698 | <input type="checkbox"/> |

Front

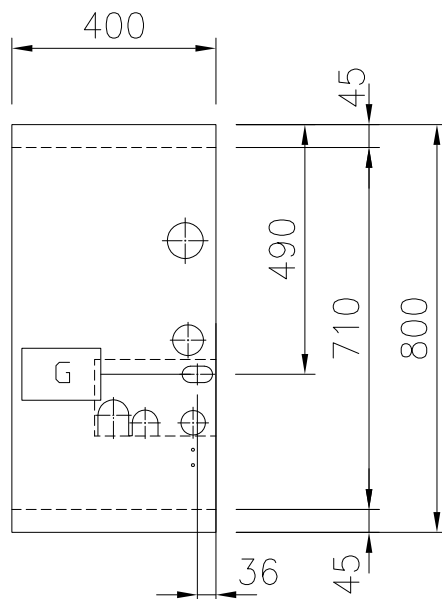


Side



EQ = Equipotential screw  
 G = Gas connection

Top



### Gas

Gas Power:	14 kW
Gas Type Option:	
Gas Inlet:	1/2"

### Key Information:

External dimensions, Width:	400 mm
External dimensions, Depth:	800 mm
External dimensions, Height:	250 mm
Net weight:	37 kg
Configuration:	One-Side Operated;Top
Front Burners Power:	7 - kW
Back Burners Power:	7 - 0 kW
Back Burners Dimension - mm	Ø 70
Front Burners Dimension - mm	Ø 70